





# Welcome



# Acknowledgement of Country

The University of Queensland (UQ) acknowledges the Traditional Owners and their custodianship of the lands on which we meet.

We pay our respects to their Ancestors and their descendants, who continue cultural and spiritual connections to Country.

We recognise their valuable contributions to Australian and global society.

*The Brisbane River* pattern from *A Guidance Through Time*  
by Casey Coolwell and Kyra Mancktelow.





# Commitment to Diversity & Inclusion

We would like to express our proactive commitment to supporting efforts for greater diversity and inclusion within our Faculty.

Diversity of thought and perspectives contributes to creativity and innovation, and helps us solve problems.

We celebrate and are enriched by the differences in all that we do.

Together with you, we are building a team that is underpinned by respect, inclusion and equality.

# Plan for today's session

## Undergraduate

Time	Details
10:00-10:30	Welcome
10:30-11:00	Lego
11:00-1:00	Rotational Activities
1:00-2:00	Lunch
2:00-3:30	Program Sessions
3:30-4:30	ADP Student Mixer

## Postgraduate

Time	Details
10:00-10:30	Welcome
10:30-12:00	Program Sessions
12:00-1:00	Lunch

# Plan for today's session

## Scan this QR Code to:

- Access this slide deck
- Get pointed to the right resources
- Come back later and review all the information presented today



<https://linktr.ee/eaitstudentexperience>

# Professor Ali Cheshmehzangi

Head of School  
Architecture, Design & Planning



# Your progress so far...

Starting at UQ website: <https://my.uq.edu.au/starting-at-uq/welcome>

my.UQ

Home Starting at UQ ▾ Programs and Courses Graduation Contact

1 Welcome 2 Plan 3 Enrol 4 Finances 5 Prepare 6 Orientation

**You are here!**

Orientation and settling in

Meet new students and get acquainted with your new community



# Enrolments and Timetabling Overview

*The links on this slide can be accessed from the EAIT LinkTree.*

## Step 1: Plan your courses

- **What courses should you pick?** See [First Year Recommended Enrolment Plans](#)
- **Still unsure?** You can [Request Academic Advice](#) to speak to an academic advisor
- **Immediate academic advice is also available today – come see one of us in the purple shirts for more info**

## Step 2: Enrol or change your courses for Semesters 1 and 2 of 2026

- **Want to change your courses?** Go to [mySI-net](#) → Enrolments → Enrolment Summary → Add / Drop Course

## Step 3: Preference and adjust your class times

- **Didn't get the timetable you wanted?** Go to [My Timetable](#) to adjust your class times before the due date
- **Timetable adjustment due date:** Monday 9 March 2026
- **Have unavoidable clashes or other issues?** Contact [eait.mytimetable@uq.edu.au](mailto:eait.mytimetable@uq.edu.au)



# Dropping a course

*You may withdraw from a course without penalty under certain conditions. See details below.*

## Domestic students:

- Can drop a course without asking permission from the EAIT Faculty.
- Are considered **full-time** if they are taking 6 units or more (typically 3 courses).

## International students:

- Need to discuss with the EAIT Faculty before dropping below 8 units (typically 4 courses).
- It is a condition of their Visa that they are enrolled full-time and complete their studies in the minimum possible time.

## Important dates

- **31 March 2026:** Last day to drop a course **without financial liability**.  
*After this date, you must pay the course fees even if you drop the course.*
- **30 April 2026:** Last day to drop a course **without academic penalty**.  
*After this date, a record will remain on your academic transcript.*



# Important dates

## Dropping a course

- **Before 31 March 2026:** No penalties if you drop a course.
- **31 March 2026:** Last day to drop a course **without financial liability.**  
*After this date, you must pay the course fees even if you drop the course.*
- **30 April 2026:** Last day to drop a course **without academic penalty.**  
*After this date, a record will remain on your academic transcript.*

## Academic Integrity Modules

- **31 March 2026:** Part A due
- **29 May 2026:** Part B due

## UQ Academic Calendar

The Academic Calendar has the most up-to-date information on all important dates for your study.

<https://about.uq.edu.au/academic-calendar>

# Communications (emails)

*Your student email is important.*

When you start at UQ, you're given an email address. Your official student email address ends with [@student.uq.edu.au](mailto:@student.uq.edu.au).

**All official communication is sent to your student email account, and it is assumed such emails are received and read.**

## Email etiquette

*If you email staff (including your lecturers), always include the following details.*

1. Full name
2. 8-digit student number (e.g. 41234567)
3. Program (e.g. BE (Hons), BCompSc, MInfTech, etc.)

## Email forwarding

*You can forward your student emails to your personal email address.*

1. Log in to [outlook.office.com](https://outlook.office.com) (web version) and go to **Settings**.
2. Search for '**Forwarding**', enable it, and enter your personal email address.
3. Tick the box '**Keep a copy of forwarded messages**' and click **Save**.



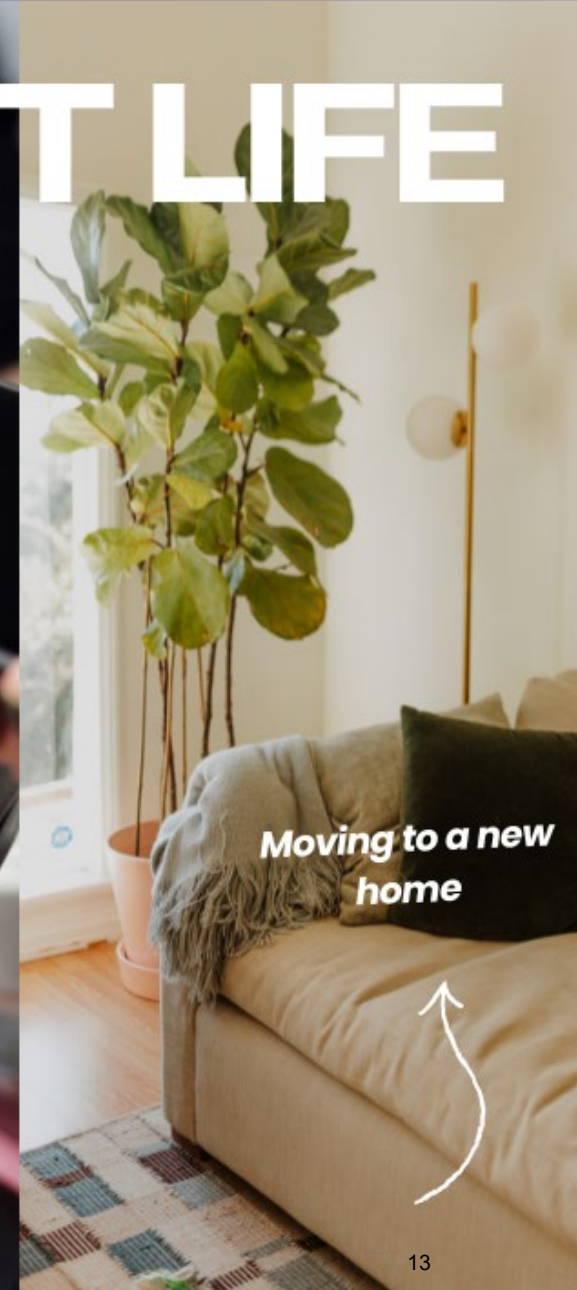
# Cyber Safety at UQ

As technology advances, scams are becoming more common and harder to spot.

## Common scams to be aware of (specifically targeting students)

- Government scams
- Rental scams
- Fees scams
- Job scams

# STUDENT LIFE



# Cyber Safety Tips

## General advice



Recognise and report phishing emails



Use **strong, unique passphrases** and a password manager



Enable **multi-factor authentication** (MFA)



Turn on automatic updates

**More info and further tips:** <https://my.uq.edu.au/cyber-security>

## Steps to recover from a scam

*(if you've already been scammed)*

1. Stop all communications with the offender.
2. Contact [Student Services](#) to report the scam.
3. Change your passwords on all accounts that use the affected credentials. Also enable MFA where possible.



# Duo Mobile

## *UQ's Multi-Factor Authentication system*

Multi-factor authentication (MFA) provides an extra layer of protection to make sure it's really you when you log into UQ services and systems.

UQ uses [Duo Mobile](#) to provide MFA for your student account. You will use this when logging into any UQ system.

If you haven't already, set up MFA here:

<https://my.uq.edu.au/information-and-services/information-technology/uq-accounts-and-passwords/multi-factor-authentication-mfa>



# Welcome to the UQ Library



# Study Spaces at UQ

## Zelman C Spaces



## Libraries



## Pop-up Study Rooms



# Library support for students

*Don't stress! Our great range of resources and services have got you covered.*



Study Spaces



Laptop  
Loans



Online resources



Library and subject guides



Reading Lists



Print, scan and copy



Support



Library Study and  
learning support

# International Travel Adaptors

**International travel adaptors are not allowed to be used at UQ.**

If you need to use a travel adaptor for your laptop charger, you can instead **replace its cord with an Australian-configured cord and plug.**



# GET SET

## A must do peer mentoring program for new students

- Connect with students from your faculty
- Receive tips from a student mentor who has been in your shoes
- Meet your group online and in-person
- Get the support you need to settle into uni life

Get Set starts on Monday, Week 1 of Semester.



*Don't miss out, register today!*  
[life.uq.edu.au/getset](https://life.uq.edu.au/getset)



# EAIT Scholarships

# UQ Scholarship Website

<https://scholarships.uq.edu.au/>

In addition to EAIT, UQ also offers 300+ Scholarships across all faculties

You can search by filter to see which scholarships you are eligible for

Note: UQ Scholarship application dates, forms and criteria differ from EAIT Scholarships



## Scholarships

Boost your potential with a UQ scholarship.



### Browse our range of scholarships

A UQ scholarship will give you peace of mind to immerse yourself and enjoy the full benefits of uni life.

#### Enrolment status

- Future UQ student
- Current UQ student

#### Student type

- Domestic
- International

#### Study level


- Undergraduate
- Honours
- Postgraduate coursework
- Postgraduate research (HDR)

[Browse scholarships](#)

# Tips for the application process




Provide all required documentation



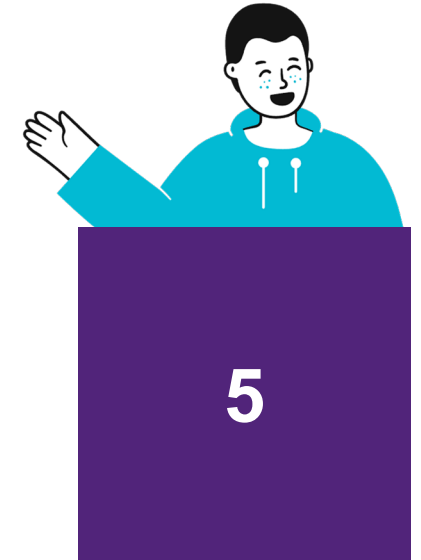
Provide the correct information, e.g. GPA, units completed



Stick to the page and word limits



Address selection criteria in your answers



Submit only 1 application and submit on time!

**You may not receive an update regarding your application until end of Semester.  
We appreciate your patience.**

# Join us at the... EAIT Carnival

Come along with your new friends, play some games, hang out, and connect with student societies!

25 February 2026 (Week 1)

4:30pm–6:00pm

Dr Mary Mahoney AO Amphitheatre, UQ

**Registration:**

[https://events.humanitix.com/  
eait-carnival-2026](https://events.humanitix.com/eait-carnival-2026)

